



STUDENT'S
USER GUIDE

RAFFLES INSTITUTION
in collaboration with
TOFFS Technologies Pte. Ltd.

RAFFLES INSTITUTION & TOFFS TECHNOLOGIES PTE. LTD.

STUDENT'S

RAFFLES INSTITUTION

One Raffles Institution Lane, Singapore 575954

Tel: 6419 9242

Email: noel.chong@ri.edu.sg

And

TOFFS TECHNOLOGIES PTE. LTD.

114 Lavender Street, #09-53, CT HUB 2, Singapore 338729

Enquires (Office Hours: 9am - 6pm)

General Hotline: 6386 1260 (Ext 1)

Email: SOC@toffstech.com

Table of Contents

1. Student Login Page	4
2. Waiting Room	5
3. Start Competition	6
4. End of Competition	7
5. Multi-device Login Warning	9
6. Troubleshooting	10
7. Offline Support	11
8. Student Profile Page	12

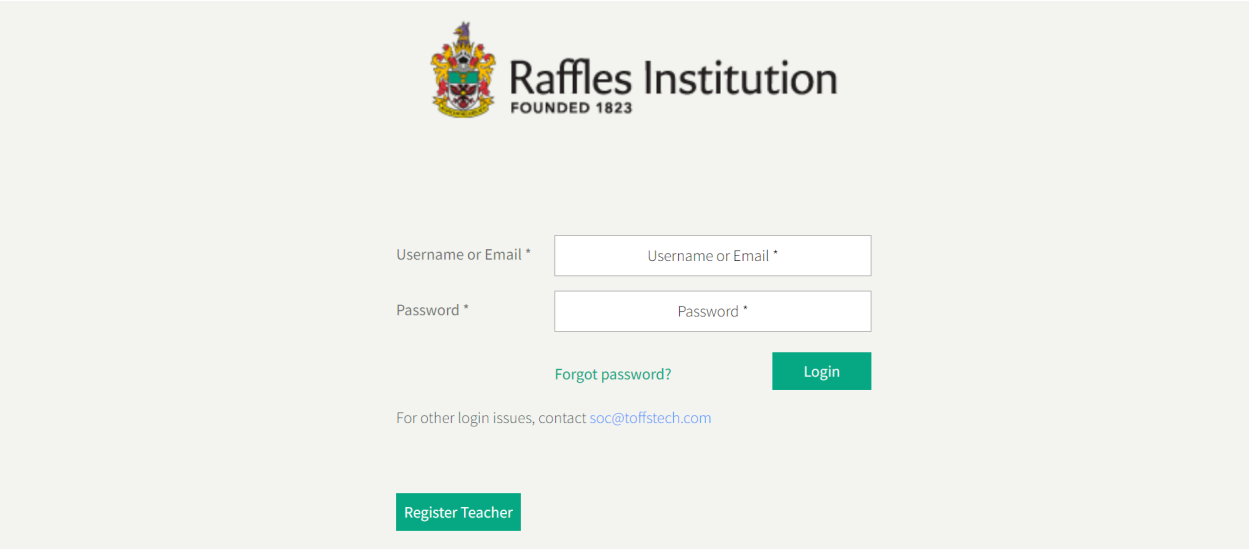
1. Student Login Page


For Information - Website for information: ri.edu.sg/RMO

For Competition - Website for competition: rmo.ri.edu.sg

Use the competition link: rmo.ri.edu.sg to proceed to the login page as in Figure 1. Log in with the following details provided in your email or by your teachers.

1. Student Email
2. Password



 **Raffles Institution**
FOUNDED 1823

Username or Email *

Password *

[Forgot password?](#)

[Login](#)

For other login issues, contact soc@toffstech.com

[Register Teacher](#)

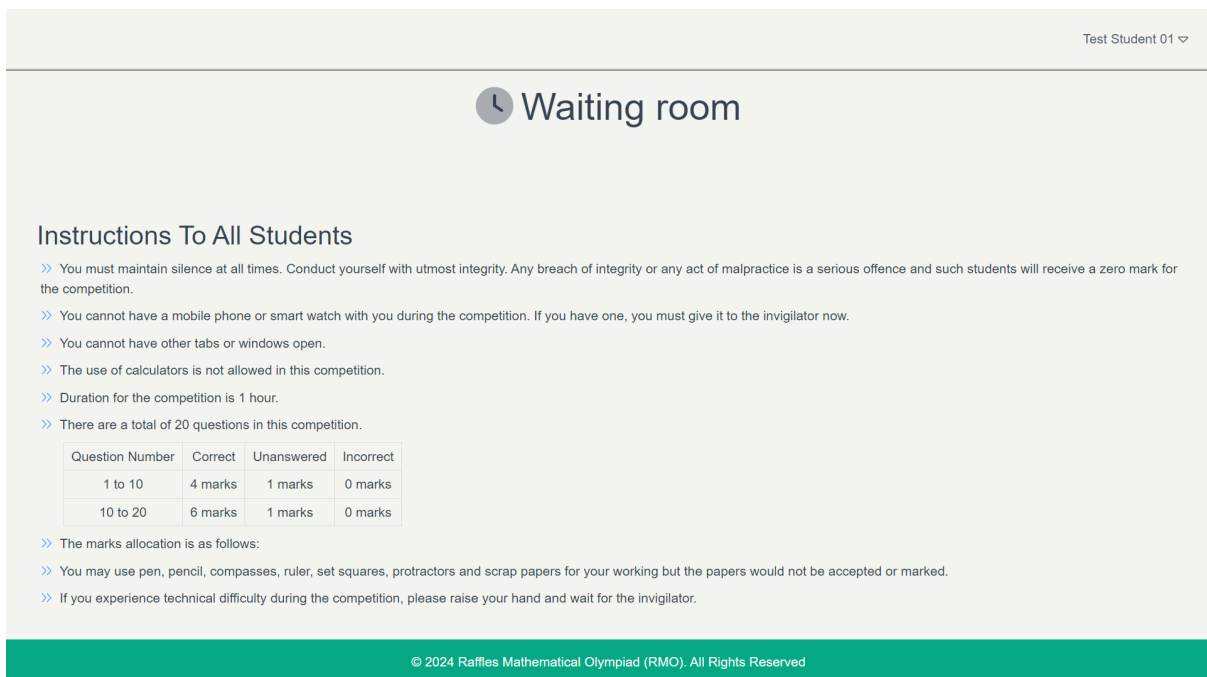
Figure 1: Login Page

2. Waiting Room

Once you've logged in, you will be directed to the "Waiting Room". Please read the instructions carefully.

The competition will only be available from 8 AM to 6 PM.

If you log in before 8 AM, you will be directed to the Waiting Room as shown in Figure 2. At 8 AM, reload the page and the "START COMPETITION" button will be accessible.



The screenshot shows a web interface for a 'Waiting room'. At the top right, it says 'Test Student 01'. The main heading is 'Waiting room' with a clock icon. Below this is the section 'Instructions To All Students' which contains several bullet points: 'You must maintain silence at all times...', 'You cannot have a mobile phone or smart watch...', 'You cannot have other tabs or windows open.', 'The use of calculators is not allowed...', 'Duration for the competition is 1 hour.', and 'There are a total of 20 questions...'. A table follows, showing marks allocation for two question ranges. Below the table, it says 'The marks allocation is as follows:' and lists three more bullet points: 'You may use pen, pencil, compasses, ruler, set squares, protractors and scrap papers...', 'If you experience technical difficulty...', and 'If you experience technical difficulty...'. At the bottom, a green bar contains the copyright notice: '© 2024 Raffles Mathematical Olympiad (RMO). All Rights Reserved'.

Test Student 01 ▾

Waiting room

Instructions To All Students

- >> You must maintain silence at all times. Conduct yourself with utmost integrity. Any breach of integrity or any act of malpractice is a serious offence and such students will receive a zero mark for the competition.
- >> You cannot have a mobile phone or smart watch with you during the competition. If you have one, you must give it to the invigilator now.
- >> You cannot have other tabs or windows open.
- >> The use of calculators is not allowed in this competition.
- >> Duration for the competition is 1 hour.
- >> There are a total of 20 questions in this competition.


Question Number	Correct	Unanswered	Incorrect
1 to 10	4 marks	1 marks	0 marks
10 to 20	6 marks	1 marks	0 marks

- >> The marks allocation is as follows:
- >> You may use pen, pencil, compasses, ruler, set squares, protractors and scrap papers for your working but the papers would not be accepted or marked.
- >> If you experience technical difficulty during the competition, please raise your hand and wait for the invigilator.

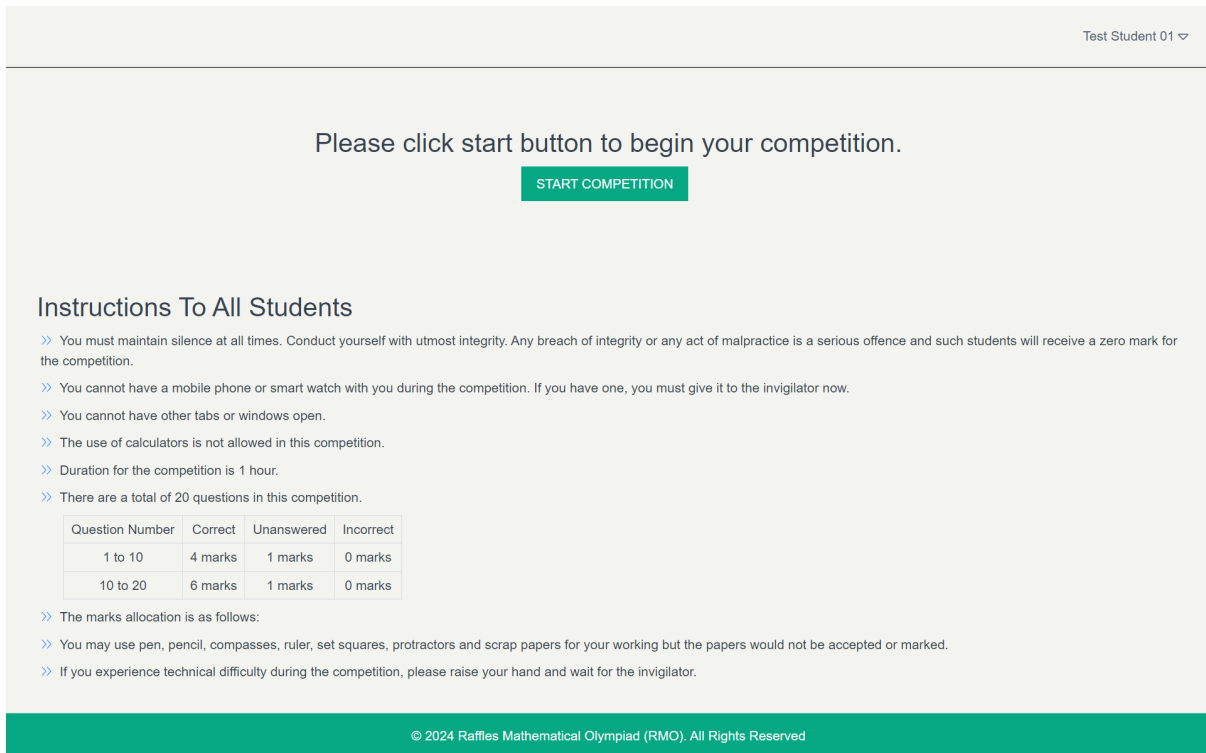
© 2024 Raffles Mathematical Olympiad (RMO). All Rights Reserved

Figure 2: Waiting Room before 8 AM

3. Start Competition

From the “Waiting Room”, click on the “**Start Competition**” button (). You will be redirected to the “Competition” page. This means that the competition has started and you have 1 hour for the competition. Good Luck!

In case you do not see the “**Start Competition**” button after 8AM, reload  the page and it will become visible.



Test Student 01 ▾

Please click start button to begin your competition.

START COMPETITION

Instructions To All Students

- » You must maintain silence at all times. Conduct yourself with utmost integrity. Any breach of integrity or any act of malpractice is a serious offence and such students will receive a zero mark for the competition.
- » You cannot have a mobile phone or smart watch with you during the competition. If you have one, you must give it to the invigilator now.
- » You cannot have other tabs or windows open.
- » The use of calculators is not allowed in this competition.
- » Duration for the competition is 1 hour.
- » There are a total of 20 questions in this competition.

Question Number	Correct	Unanswered	Incorrect
1 to 10	4 marks	1 marks	0 marks
10 to 20	6 marks	1 marks	0 marks

- » The marks allocation is as follows:
- » You may use pen, pencil, compasses, ruler, set squares, protractors and scrap papers for your working but the papers would not be accepted or marked.
- » If you experience technical difficulty during the competition, please raise your hand and wait for the invigilator.

© 2024 Raffles Mathematical Olympiad (RMO). All Rights Reserved

Figure 3: Waiting Room with “Start Competition” Button

4. End of Competition

When you have completed all the questions before the time is up, you may click the “**End Competition**” button at the final question, to end the competition. This button is only available at the final question.

The screenshot shows the final question interface. At the top, the time left is 00:55:18, total questions are 20, and total questions answered are 0/20. The question is Question 20 (6 marks) with the text: "Let $A = (1 \times 2 \times 3 \times \dots \times 2008 \times 2009) + (2010 + 2011 + \dots + 2028 + 2029)$. Find the sum of the first 499 digits of A from the right." The options are (A) 16, (B) 96, (C) 288, (D) >400, and (E) None of the above. A green "End Competition" button is visible. On the right, a "Question List" table shows questions 1 through 20, with question 20 highlighted in red. A footer bar contains the text "© 2024 Raffles Mathematical Olympiad (RMO). All Rights Reserved".

Time Left - 00:55:18		Total Questions - 20	Test Student 01
		Total Questions Answered - 0/20	
Question 20 (6 marks)	Let $A = (1 \times 2 \times 3 \times \dots \times 2008 \times 2009) + (2010 + 2011 + \dots + 2028 + 2029)$. Find the sum of the first 499 digits of A from the right.	Question List	
<input type="checkbox"/> (A) 16	<input type="button" value="←"/>	<input type="radio"/> 1	<input type="radio"/> 2
<input type="checkbox"/> (B) 96		<input type="radio"/> 3	<input type="radio"/> 4
<input type="checkbox"/> (C) 288		<input type="radio"/> 5	<input type="radio"/> 6
<input type="checkbox"/> (D) >400		<input type="radio"/> 7	<input type="radio"/> 8
<input type="checkbox"/> (E) None of the above		<input type="radio"/> 9	<input type="radio"/> 10
		<input type="radio"/> 11	<input type="radio"/> 12
		<input type="radio"/> 13	<input type="radio"/> 14
		<input type="radio"/> 15	<input type="radio"/> 16
		<input type="radio"/> 17	<input type="radio"/> 18
		<input type="radio"/> 19	<input type="radio"/> 20
		<input checked="" type="radio"/> Answered	<input type="radio"/> Not Answered

Figure 4: Final Question

A pop-up message will appear to confirm that you want to end the competition. Click “**Yes**” to confirm that you would like to end the competition.

The screenshot shows the final question interface with a confirmation pop-up message. The time left is 00:54:28, total questions are 20, and total questions answered are 0/20. The question is Question 20 (6 marks) with the text: "Let $A = (1 \times 2 \times 3 \times \dots \times 2008 \times 2009) + (2010 + 2011 + \dots + 2028 + 2029)$. Find the sum of the first 499 digits of A from the right." The options are (A) 16, (B) 96, (C) 288, (D) >400, and (E) None of the above. A green "End Competition" button is visible. A white pop-up message asks "Do you want to end competition?" with "No" and "Yes" buttons. On the right, a "Question List" table shows questions 1 through 20, with question 20 highlighted in red. A footer bar contains the text "© 2024 Raffles Mathematical Olympiad (RMO). All Rights Reserved".

Time Left - 00:54:28		Total Questions - 20	Test Student 01
		Total Questions Answered - 0/20	
Question 20 (6 marks)	Let $A = (1 \times 2 \times 3 \times \dots \times 2008 \times 2009) + (2010 + 2011 + \dots + 2028 + 2029)$. Find the sum of the first 499 digits of A from the right.	Question List	
<input type="checkbox"/> (A) 16	<input type="button" value="←"/>	<input type="radio"/> 1	<input type="radio"/> 2
<input type="checkbox"/> (B) 96		<input type="radio"/> 3	<input type="radio"/> 4
<input type="checkbox"/> (C) 288		<input type="radio"/> 5	<input type="radio"/> 6
<input type="checkbox"/> (D) >400		<input type="radio"/> 7	<input type="radio"/> 8
<input type="checkbox"/> (E) None of the above		<input type="radio"/> 9	<input type="radio"/> 10
		<input type="radio"/> 11	<input type="radio"/> 12
		<input type="radio"/> 13	<input type="radio"/> 14
		<input type="radio"/> 15	<input type="radio"/> 16
		<input type="radio"/> 17	<input type="radio"/> 18
		<input type="radio"/> 19	<input type="radio"/> 20
		<input checked="" type="radio"/> Answered	<input type="radio"/> Not Answered

Figure 5: Confirm to end the Competition

The competition will end automatically when the time is up. Your work will automatically be saved and submitted to the organizer. You do not need to click the “End Competition” button at the final question in this case.

You will see this message below when:

1. You have successfully ended the competition by yourself, or
2. Time is up and the competition has ended

You may close the tab or log out.

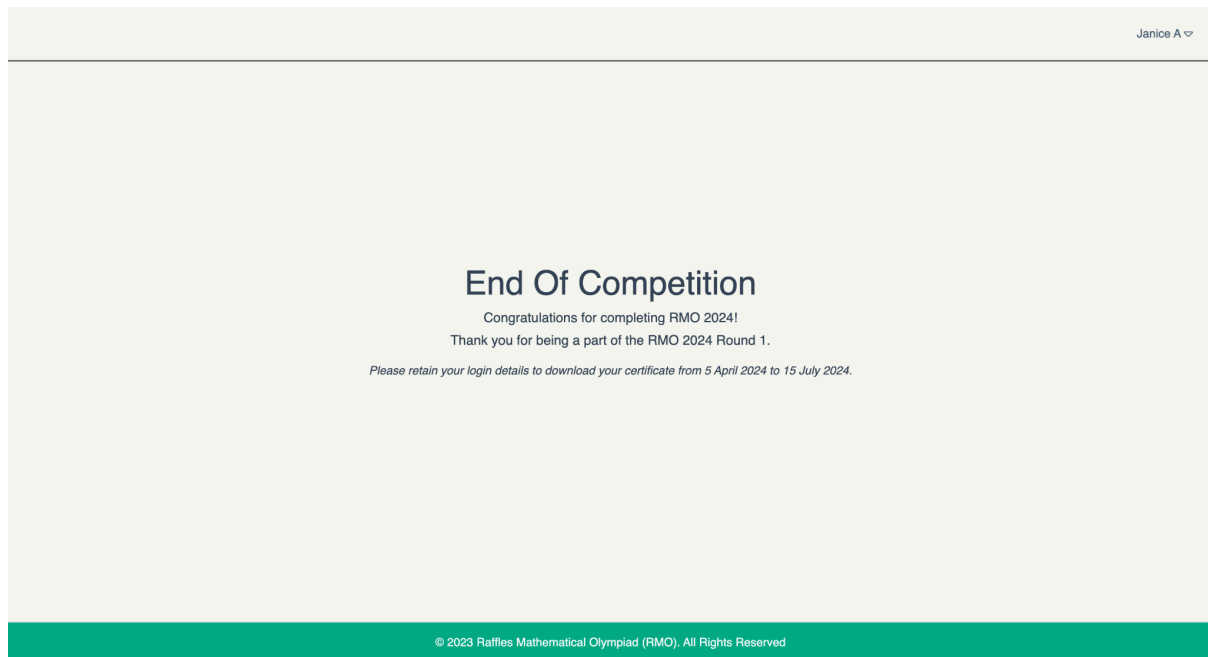


Figure 6: End of Competition message

5. Multi-device Login Warning

If you switch from one computer to another computer, the system will detect multiple logins, and a warning message will appear. If you click on the “**Confirm**” button, the competition will be loaded on the current computer and you will be logged out of the previous computer. In this case, all answers will be transferred to the new computer. You can close this browser, however, if you prefer to work on the previous computer.

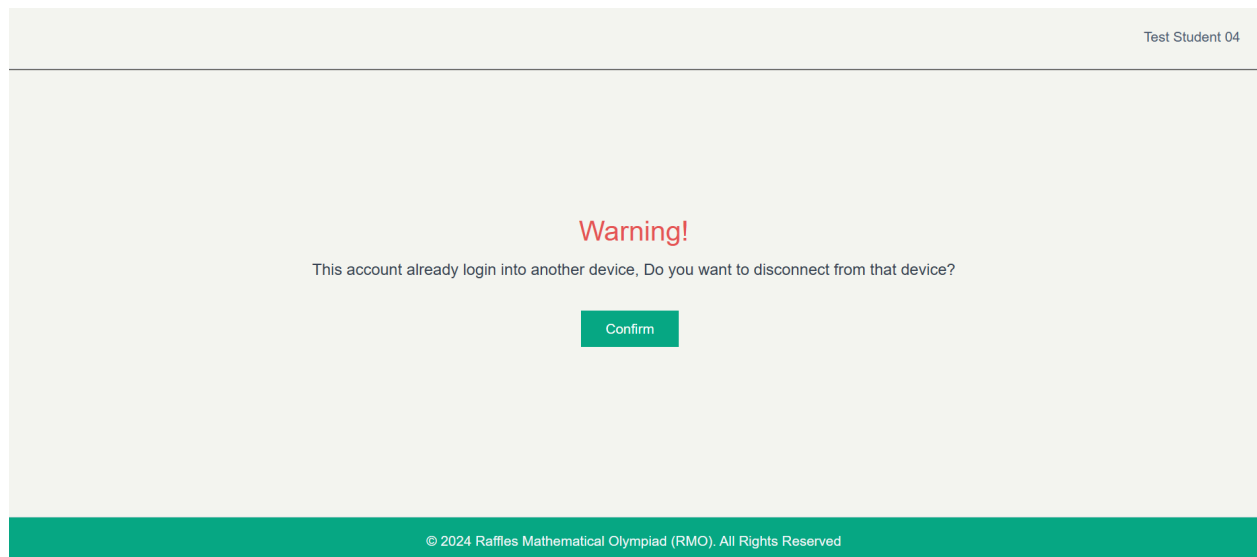


Figure 7: Warning Message when Signing In With Another Computer


Demo: <https://www.youtube.com/watch?v=gsTsFPKInlk>

6. Troubleshooting

You may encounter the following technical difficulties before or during the competition.

- I. **Internet Connectivity Issues:** Your internet connection may have suffered an interruption or instability.
- II. **Browser or Website Glitches:** Temporary malfunctions or errors may have occurred on the competition website or within your web browser.

Kindly adhere to the troubleshooting instructions provided below:

1. **Reload the Competition Website:**
 - Click on the browser's reload button  .
 - Wait for a few seconds to see if the page loads correctly.
2. **Check Your Internet Connection:**
 - Ensure that your device is connected to the internet.
 - If Wi-Fi is used, ensure that the signal strength is good or choose another network.
 - Otherwise, switch to a wired connection.
3. **Clear Browser Cache:** Sometimes, old or corrupted data can cause problems with web pages.
 - Navigate to your browser settings or preferences.
 - Find the option to clear cache or browsing data (the exact name may vary depending on the browser).
 - After clearing the cache, reload the competition website.
4. **Try a Different Browser or Device:** If you are still facing issues, consider switching to another browser (e.g., from Chrome to Firefox or vice versa) or device.
5. **Contact Technical Support:** If none of the suggested instructions work, please raise your hand and wait for the invigilator(s). The invigilators will reach out to the competition's technical support team for assistance. The technical support team will provide specific guidance and help resolve the issue.

7. Offline Support

In the event that you have an unstable internet connection, you can continue with the competition. When you click “**End Competition**” at the final question and the internet is still disconnected, a “Submit Error” message will appear as shown. Raise your hand and inform the invigilator.

Select “**Download Answers**” to download your work as an encrypted excel file. The Invigilator can send this file to the technical support at soc@toffstech.com.

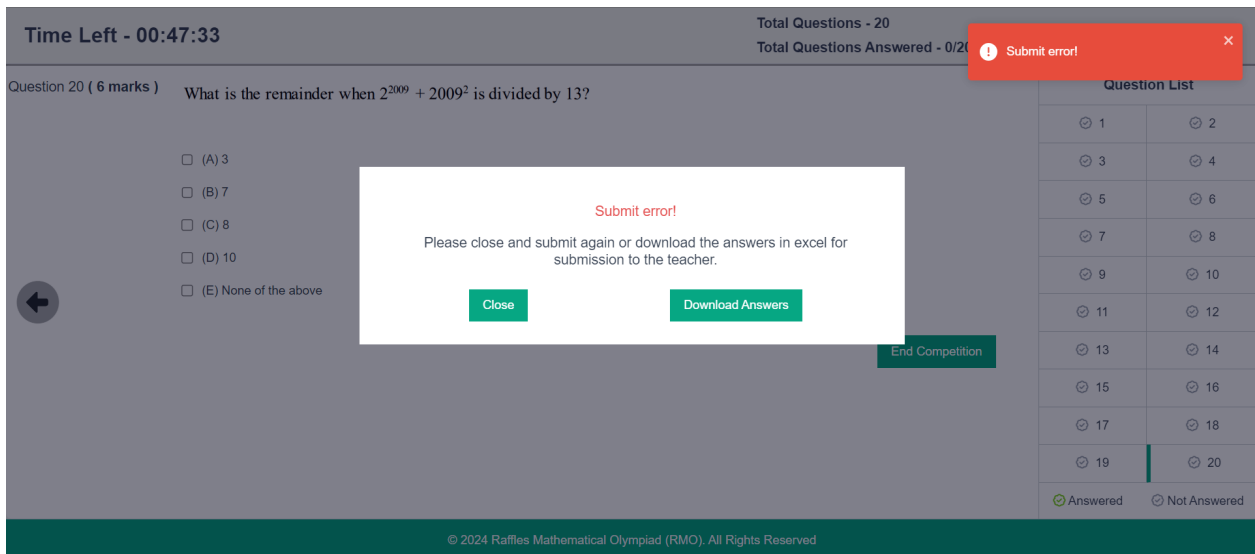


Figure 8: Submit Error Message

Demo: <https://www.youtube.com/watch?v=ooDCFUrwk94>

8. Student Profile Page

When you click on the button with your name at the top left corner (e.g. Test Student 04 ▾), you can see a menu as below:

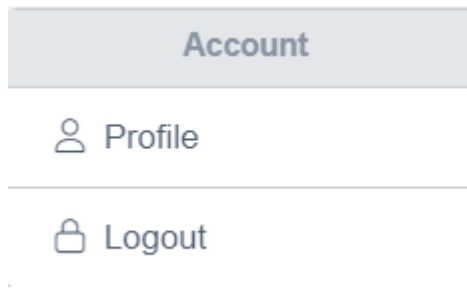


Figure 9: Profile Menu

Select “**Profile**” to view your profile page. You can request for the teacher-in-charge to edit your information if there are errors. Your certificate will be printed based on your name entered here.

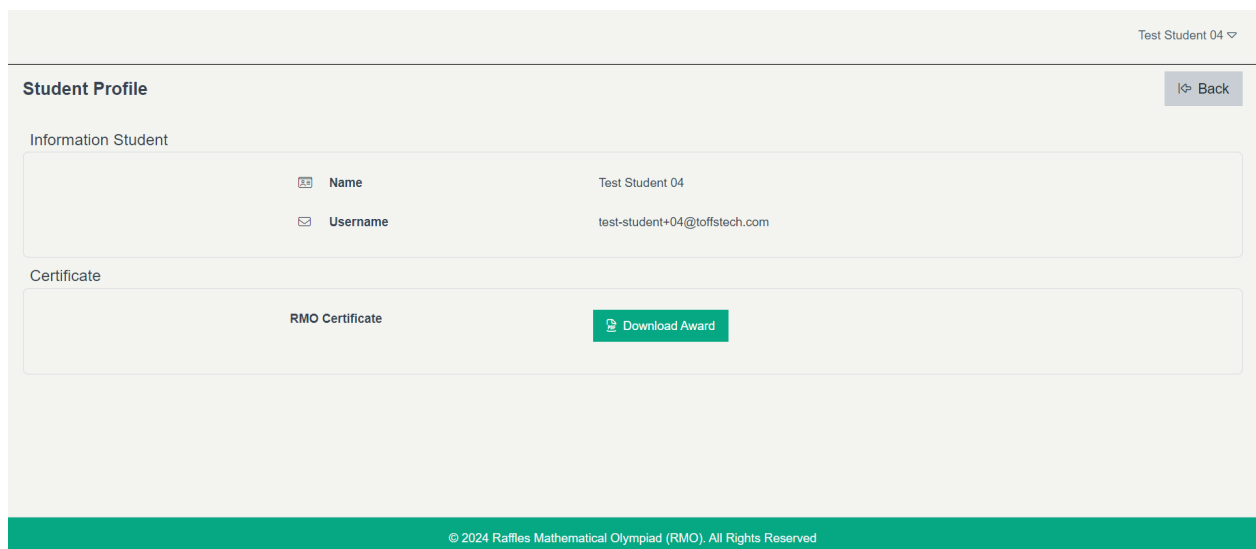


Figure 10: Profile Page

Note: During the competition, the “**Student Profile**” menu will be hidden. You cannot change your profile or see it during the actual competition. So, make sure to check everything before the competition starts and after the competition is over.