



STUDENT'S  
**USER GUIDE**

RAFFLES INSTITUTION  
in collaboration with  
TOFFS Technologies Pte. Ltd.

RAFFLES INSTITUTION & TOFFS TECHNOLOGIES PTE. LTD.

# STUDENT'S

---

**RAFFLES INSTITUTION**

One Raffles Institution Lane, Singapore 575954

Tel: 6419 9242

Email: [rmo@ri.edu.sg](mailto:rmo@ri.edu.sg)

RMO Administrative Team: Ms. Sandy Ng, Mr. Benson Lim and Mr. Noel Chong

And

**TOFFS TECHNOLOGIES PTE. LTD.**

114 Lavender Street, #09-53, CT HUB 2, Singapore 338729

Enquires (Office Hours: 9am - 6pm)

General Hotline: 6386 1260 (Ext 1)

Email: [SOC@toffstech.com](mailto:SOC@toffstech.com)

# Table of Contents

<b>1. Student Login Page</b>	<b>4</b>
<b>2. Waiting Room</b>	<b>5</b>
<b>3. Start Competition</b>	<b>6</b>
<b>4. End of Competition</b>	<b>7</b>
<b>5. Time Alert Popup</b>	<b>9</b>
<b>6. Auto Reset During the Trial</b>	<b>10</b>
<b>7. Multi-device Login Warning</b>	<b>11</b>
<b>8. Troubleshooting</b>	<b>12</b>
<b>9. Offline Support</b>	<b>13</b>
<b>10. Student Profile Page</b>	<b>14</b>
<b>11. Hardware and Software Requirements</b>	<b>15</b>

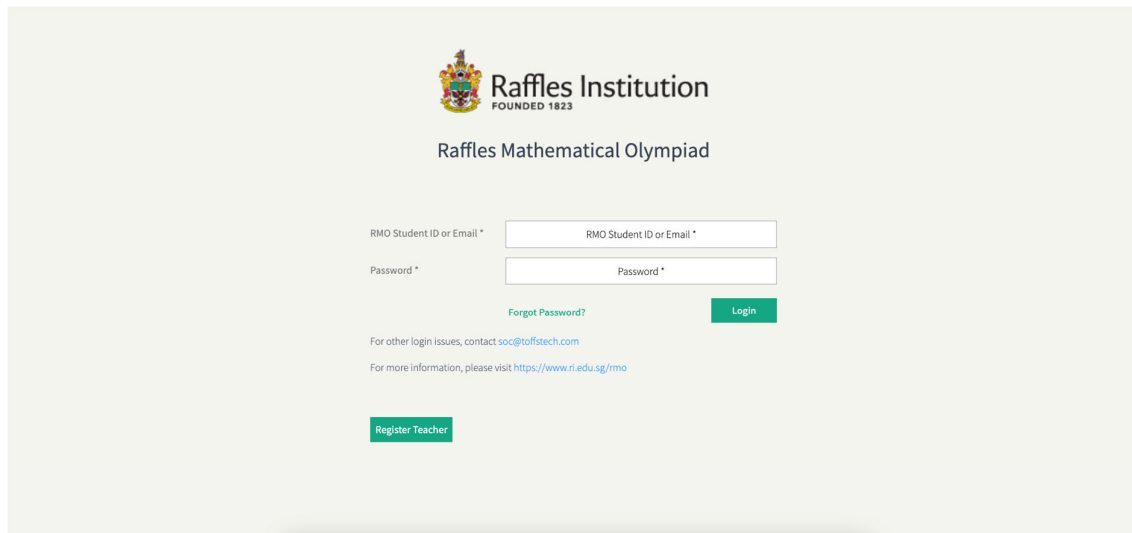
## 1. Student Login Page

**For Information** - Website for information: [ri.edu.sg/RMO](https://ri.edu.sg/RMO)

**For Competition** - Website for competition: [rmo.ri.edu.sg](https://rmo.ri.edu.sg)

Use the competition link: [rmo.ri.edu.sg](https://rmo.ri.edu.sg) to proceed to the login page as in Figure 1. Log in with the following details provided by your teachers.

1. RMO Student ID
2. Password



The screenshot shows the login page for the Raffles Institution RMO. At the top center is the Raffles Institution logo, which includes a crest and the text "Raffles Institution FOUNDED 1823". Below the logo is the title "Raffles Mathematical Olympiad". The login form consists of two input fields: "RMO Student ID or Email \*" and "Password \*". To the right of the password field is a green "Login" button. Below the input fields is a link for "Forgot Password?". At the bottom of the form, there is a link for "Register Teacher".

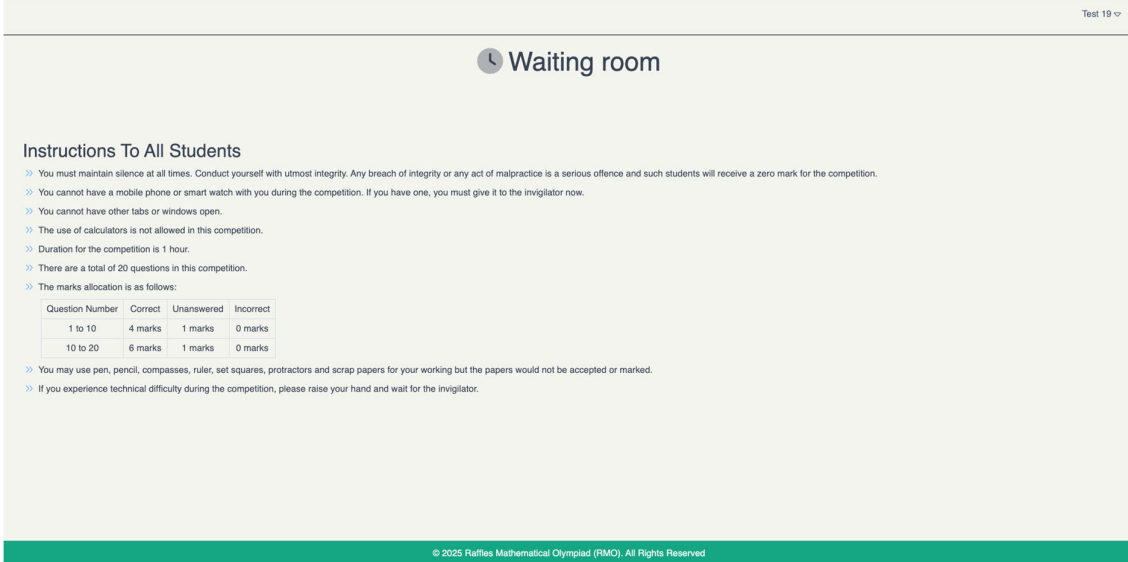
**Figure 01: Login Page**

## 2. Waiting Room

Once you have logged in, you will be directed to the “**Waiting Room**”. Please read the instructions carefully.

**Competition Hours:** The competition is only available from **8 AM to 6 PM**.

If you log in before 8 AM, you will be directed to the Waiting Room as shown in Figure 2. At 8 AM, reload the page, and the “**START COMPETITION**” button will be accessible.



The screenshot shows a web interface titled "Waiting room" with a clock icon. Below the title, there is a section "Instructions To All Students" with several bullet points. A table titled "The marks allocation is as follows:" is present, showing marks for correct, unanswered, and incorrect answers. At the bottom, there are two more bullet points and a copyright notice.

Test 19 ▾

### Waiting room

#### Instructions To All Students

- ▶ You must maintain silence at all times. Conduct yourself with utmost integrity. Any breach of integrity or any act of malpractice is a serious offence and such students will receive a zero mark for the competition.
- ▶ You cannot have a mobile phone or smart watch with you during the competition. If you have one, you must give it to the invigilator now.
- ▶ You cannot have other tabs or windows open.
- ▶ The use of calculators is not allowed in this competition.
- ▶ Duration for the competition is 1 hour.
- ▶ There are a total of 20 questions in this competition.
- ▶ The marks allocation is as follows:


Question Number	Correct	Unanswered	Incorrect
1 to 10	4 marks	1 marks	0 marks
10 to 20	6 marks	1 marks	0 marks


- ▶ You may use pen, pencil, compasses, ruler, set squares, protractors and scrap papers for your working but the papers would not be accepted or marked.
- ▶ If you experience technical difficulty during the competition, please raise your hand and wait for the invigilator.

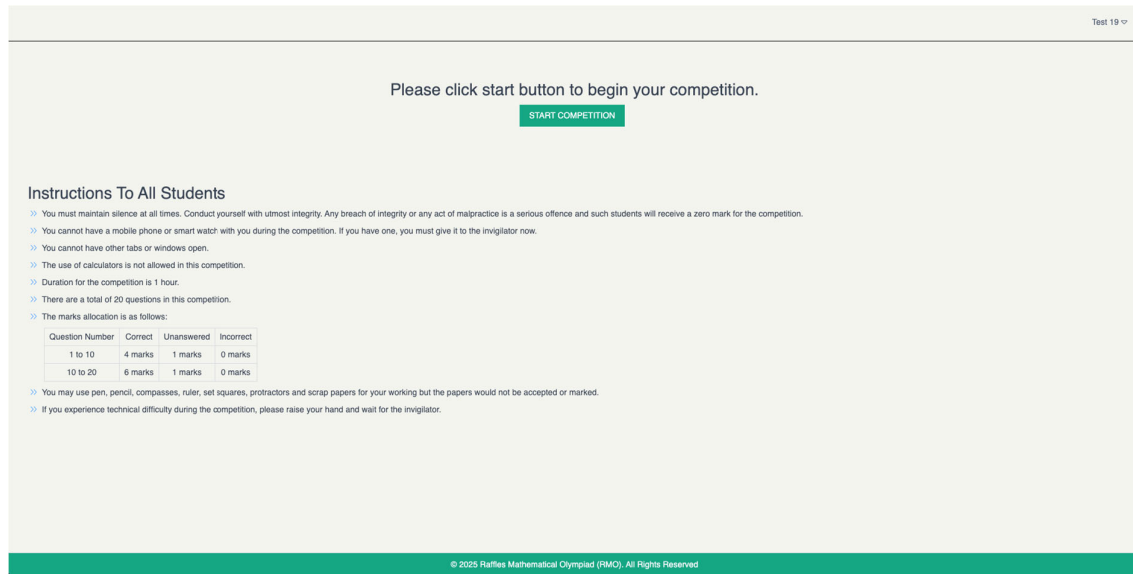
© 2025 Raffles Mathematical Olympiad (RMO). All Rights Reserved

Figure 02: Waiting Room before 8 AM

### 3. Start Competition

From the “**Waiting Room**”, click on the “**START COMPETITION**” button (  ). You will be redirected to the “**Competition**” page. This means that the competition has started and you have **1 hour** for the competition. Good Luck!

In case you do not see the “**Start Competition**” button after 8 AM, reload  the page and it will become visible.



**Figure 03: Waiting Room with “Start Competition” Button**

**Note:** The “**START COMPETITION**” button will not be available after 5 PM. Students who begin the competition at or before 5 PM can continue working until the competition ends at 6 PM.

## 4. End of Competition

When you have completed all the questions before the time is up, you may click the “End Competition” button at the final question, to end the competition. This button is only available at the final question.

The screenshot shows a quiz interface with the following elements:

- Header:** Time Left - 00:59:06, Total Questions - 20, Total Questions Answered - 0/20, Test Student 01.
- Question 20 (6 marks):** Seven light bulbs *A, B, C, D, E, F* and *G* are each equipped with a pull-string switch. A pull-string switch works as follows: if the light is switched on and you pull the string, the light will be switched off; if the light bulb is switched off and you pull the string, the light bulb will be switched on. Initially, fans *A, C, E* and *G* were switched on. Esther began pulling one string at a time in the order *ABCDEFGGFEDCBA* and thereafter repeating this order. After Esther pulled 2011<sup>th</sup> string, which light bulbs were switched on?
  - (A) D, E and G
  - (B) B, D, E and G
  - (C) C, E, F and G
  - (D) B, D and G
  - (E) None of the above
- Question List:** A grid of 20 questions. Question 20 is highlighted with a red box, indicating it is the current question.
- Buttons:** An "End Competition" button is highlighted with a red box.
- Legend:** A green circle with a checkmark represents "Answered", and a grey circle with a checkmark represents "Not Answered".

Figure 04: Final Question

A pop-up message will appear to confirm that you want to end the competition. Select “Yes” to confirm that you would like to end the competition.

The screenshot shows the same quiz interface as Figure 04, but with a confirmation dialog box overlaid:

- Header:** Time Left - 00:58:27, Total Questions - 20, Total Questions Answered - 0/20, Test Student 01.
- Question 20 (6 marks):** The question text is partially obscured by the dialog box.
- Dialog Box:** A white dialog box with the text "Do you want to end competition?". It contains two buttons: "No" and "Yes". The "Yes" button is highlighted with a red box.
- Buttons:** The "End Competition" button is visible at the bottom of the question area.
- Question List:** The grid of 20 questions is visible on the right, with question 20 highlighted.
- Legend:** The legend at the bottom right remains the same.

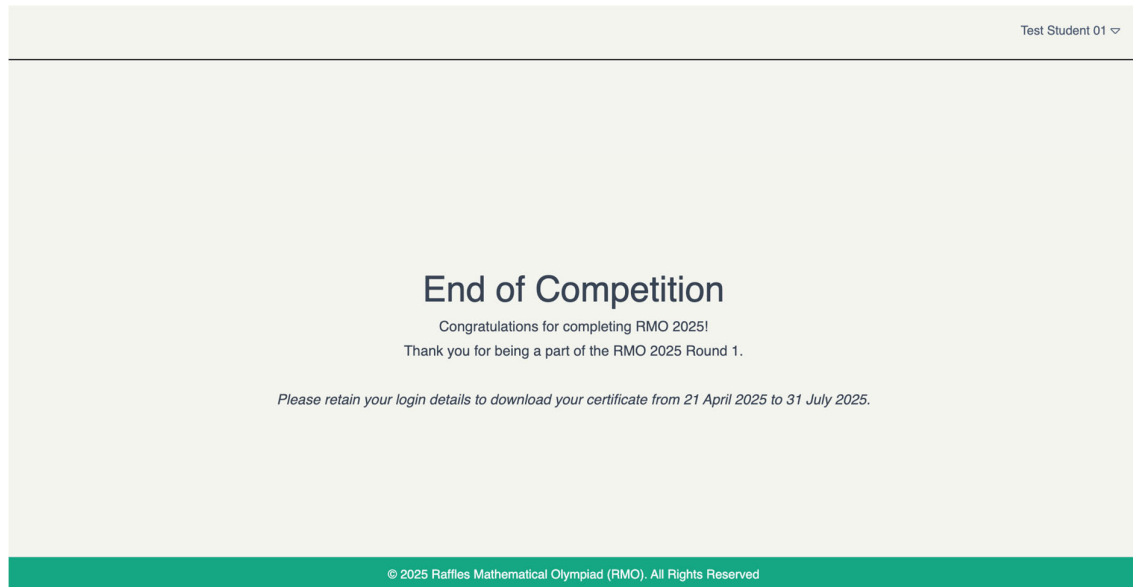
Figure 05: Confirm to end the Competition

The competition will end automatically when the time is up. Your work will automatically be saved and submitted to the organizer. You do not need to click the “End Competition” button at the final question in this case.

You will see this message below when

1. you have successfully ended the competition by yourself, or,
2. time is up and the competition has ended.

You may close the tab or log out.



**Figure 06: End of Competition message**



## 5. Time Alert Popup

The system will display a **10-minute warning popup** to notify you as the competition session approaches its final 10 minutes. Please keep track of your time to complete the competition before it ends. Click “**OK**” to continue.

The screenshot displays a competition interface with a dark grey background. At the top left, it shows 'Time Left - 00:09:57'. At the top right, it shows 'Total Questions - 20' and 'Total Questions Answered - 0/20'. The main area contains 'Question 1 (4 marks)' with the text 'The last digit of  $2008^3 - 2007^3 + 2006^3 - 2005^3 + \dots + 2^3 - 1^3$  is'. Below this are five radio button options: (A) 6.5, (B) 6, (C) 5.5, (D) 5, and (E) None of the above. A white popup box is centered on the screen with the text 'You have 10 minutes left to the end of competition' and a green 'OK' button. To the right of the main area is a 'Question List' table with 20 rows, each containing a question number and a radio button. A legend at the bottom right indicates 'Answered' (green circle) and 'Not Answered' (grey circle).

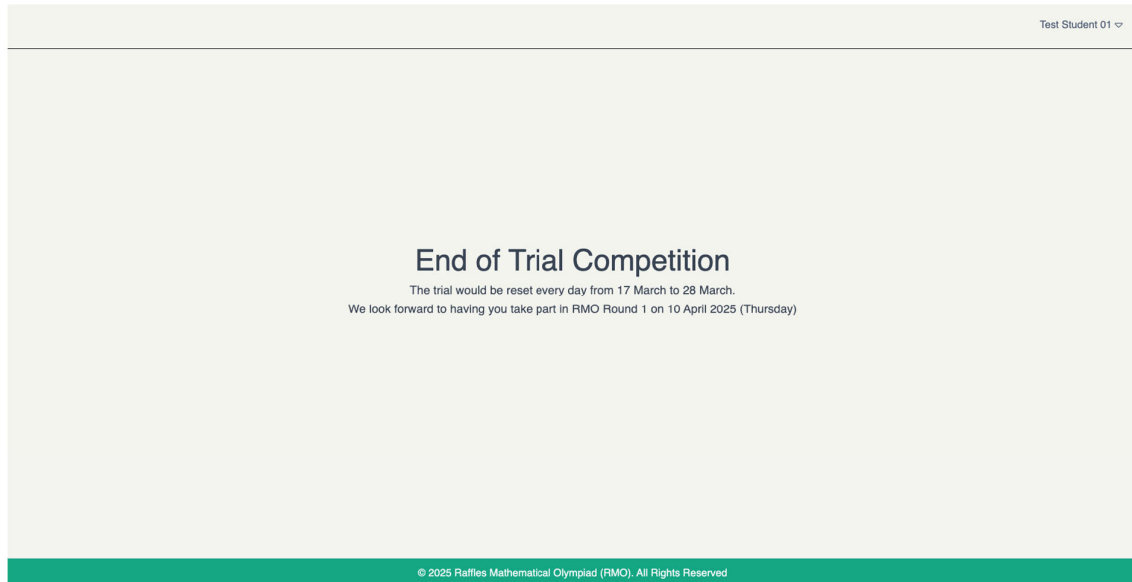
Question List	
<input type="radio"/> 1	<input type="radio"/> 2
<input type="radio"/> 3	<input type="radio"/> 4
<input type="radio"/> 5	<input type="radio"/> 6
<input type="radio"/> 7	<input type="radio"/> 8
<input type="radio"/> 9	<input type="radio"/> 10
<input type="radio"/> 11	<input type="radio"/> 12
<input type="radio"/> 13	<input type="radio"/> 14
<input type="radio"/> 15	<input type="radio"/> 16
<input type="radio"/> 17	<input type="radio"/> 18
<input type="radio"/> 19	<input type="radio"/> 20

Figure 07: Time Alert Popup

## 6. Auto Reset During the Trial

**Trial Auto-Reset:** During the trial period, the system will **automatically reset the competition at midnight each day**. This allows you to re-start the competition daily for up to **12 continuous days** to get familiar with the system.

After clicking the “End Competition” button during the trial, you will be redirected to the following page.



**Figure 08: End of Trial Competition**

## 7. Multi-device Login Warning

If you switch from one computer to another computer, the system will detect multiple logins, and a warning message will appear. If you click on the “**Confirm**” button, the competition will be loaded on the current computer and you will be logged out of the previous computer. In this case, all answers will be transferred to the new computer. You can close this browser, however, if you prefer to work on the previous computer.

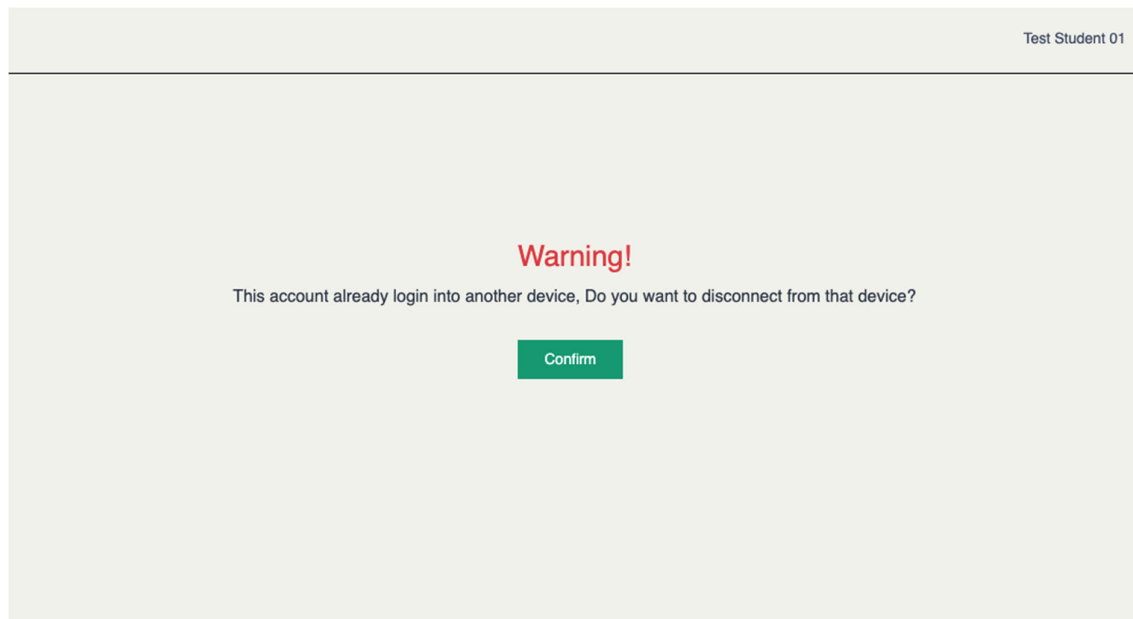


Figure 09: Warning Message when Signing In With Another Computer


Demo: <https://www.youtube.com/watch?v=gsTsFPKInlk>

## 8. Troubleshooting

You may encounter the following technical difficulties before or during the competition.

- I. **Internet Connectivity Issues:** Your internet connection may have suffered an interruption or instability.
- II. **Browser or Website Glitches:** Temporary malfunctions or errors may have occurred on the competition website or within your web browser.

Kindly adhere to the troubleshooting instructions provided below:

1. **Reload the Competition Website:**
  - Click on the browser's reload button  .
  - Wait for a few seconds to see if the page loads correctly.
2. **Check Your Internet Connection:**
  - Ensure that your device is connected to the internet.
  - If Wi-Fi is used, ensure that the signal strength is good or choose another network.
  - Otherwise, switch to a wired connection.
3. **Clear Browser Cache:** Sometimes, old or corrupted data can cause problems with web pages.
  - Navigate to your browser settings or preferences.
  - Find the option to clear cache or browsing data (the exact name may vary depending on the browser).
  - After clearing the cache, reload the competition website.
4. **Try a Different Browser or Device:** If you are still facing issues, consider switching to another browser (e.g., from Chrome to Firefox or vice versa) or device.
5. **Contact Technical Support:** If none of the suggested instructions work, please raise your hand and wait for the invigilator(s). The invigilators will reach out to the competition's technical support team for assistance. The technical support team will provide specific guidance and help resolve the issue.

## 9. Offline Support

In the event that you have an unstable internet connection, you can continue with the competition. When you click “**End Competition**” at the final question and the internet is still disconnected, a “Submit Error” message will appear as shown. Raise your hand and inform the invigilator.

Select “**Download Answers**” to download your work as an encrypted excel file. The Invigilator can send this file to the technical support at [soc@toffstech.com](mailto:soc@toffstech.com).

The screenshot displays a competition interface with the following elements:

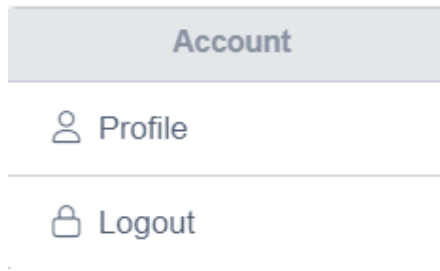
- Time Left - 00:57:41** and **Total Questions - 20** at the top.
- Total Questions Answered - 0/20** at the top right.
- Submit error!** notification in a red box at the top right.
- Question 20 (6 marks)** on the left side.
- Question text: "Seven light bulbs A, B, C, D, E, F and G are each equipped with a pull-string switch. A pull-string switch works as follows: if the light is switched on and you pull the string, the light will be switched off; if the light bulb is switched off and you pull the string, the light bulb will be switched on. Initially, fans A, C, E and G were switched on. Esther began pulling one string at a time in the order ABCDEFGGFEDCBA and thereafter repeating this order. After Esther pulled 2011<sup>th</sup> string, ..." (partially obscured).
- Options:
  - (A) D, E, F, G
  - (B) B, D, F, G
  - (C) C, E, F, G
  - (D) B, D, E, F, G
  - (E) None of the above
- End Competition** button at the bottom right.
- Question List** on the right side, showing questions 1 through 20 with status indicators (Answered/Not Answered).
- Submit error!** message box in the center:
  - Text: "Submit error!"
  - Text: "Please close and submit again or download the answers in excel for submission to the teacher."
  - Buttons: "Close" and "Download Answers" (highlighted with a red box).

Figure 10: Submit Error Message

Demo: <https://www.youtube.com/watch?v=ooDCFUrwk94>

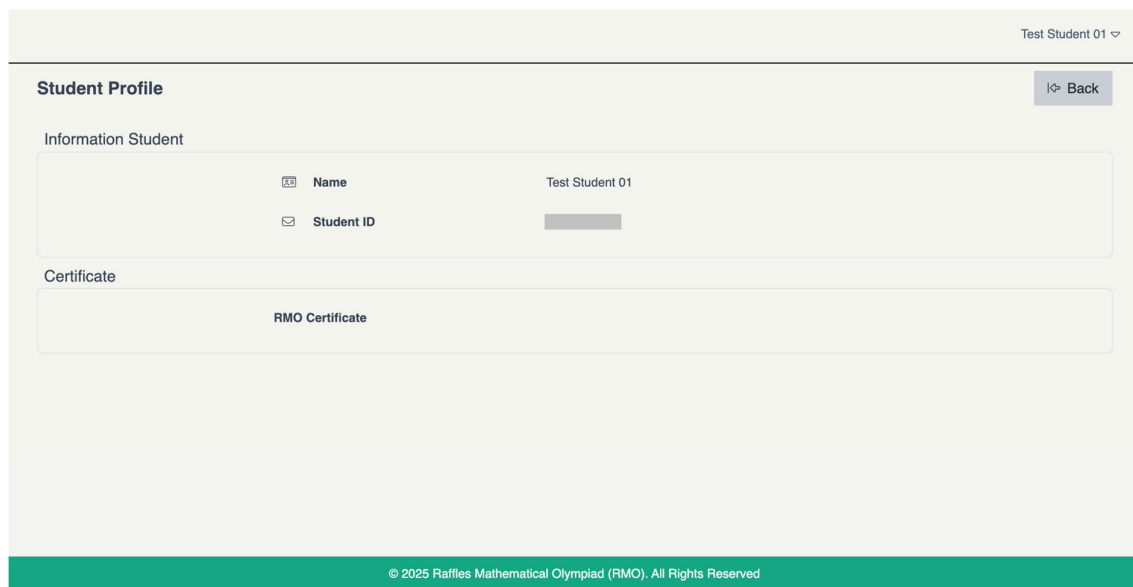
## 10. Student Profile Page

When you click on the button with your name at the top left corner (e.g. Test Student 01 ▾), you can see a menu as below:



**Figure 11: Profile Menu**

Select “**Profile**” to view your profile page. Before the end of registration period, you can request for the teacher-in-charge to edit your information if there are errors. Your certificate will be printed based on your name entered here.



**Figure 12: Profile Page**

**Note:** During the competition, the “**Student Profile**” menu will be hidden. You cannot change your profile or see it during the actual competition. So, make sure to check everything before the registration period is over.

## 11. Hardware and Software Requirements

	Minimum	Recommended
<b>Operating System</b>	Windows 7, Mac OS X 10.15, iPadOS 14, 64-bit Ubuntu 18.04+, Debian 10+, openSUSE 15.2+, or Fedora Linux 32+, Chrome OS	Windows 10 or later, macOS 12 or later, iPadOS 15 or later, Ubuntu 20 or later
<b>Device (Must be in landscape orientation)</b>	Laptops/Desktops, iPads, or tablets with a minimum screen resolution of 1024px x 768px	Monitor with resolution 1920px x 1080px, iPad 7th Gen or later, iPad Pro 4th Gen or later, iPad Air 4th Gen or later, Galaxy S4 or later
<b>Browser</b>	Google Chrome 28, Microsoft Edge 109, Firefox 115	Google Chrome latest version, Microsoft Edge latest version, Firefox latest version
<b>Internet Connection</b>	Broadband connection with minimum 1 Mbps download speed	Broadband connection with 3 Mbps download speed or higher